

FREEDON *line*

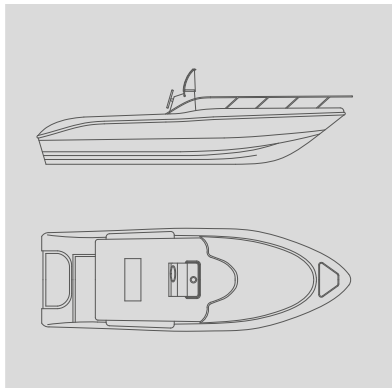
 CAPELLI



FREEDOM 20

TECHNICAL FEATURES

LENGTH O.A.	6,05 mt
BEAM O.A.	2,30 mt
WEIGHT (approx.)	850 kg
MAX PEOPLE ON BOARD	N° 7
ENGINES	1L
MAX POWER	175 HP
CERTIFICATION CE	C



STD EQUIPMENT

CONSOLLE DI GUIDA/STEERING CONSOLE - LUCI DI NAVIGAZIONE R/V/NAVIGATION LIGHTS R/G - MUSONE INOX DI PRUA/SS BOW ROLLER
 PANCA GUIDA CON GAVONE/STEERING BENCH WITH LOCKER - PANNELLO ELETTRICO/ELECTRIC PANEL
 POMPA DI SENTINA AUTOMATICA/AUTOMATIC BILGE PUMP - SCALETTA/LADDER - SERBATOIO BENZINA/FUEL TANK (CIRCA/APPROX 150 LT)

OPT EQUIPMENT

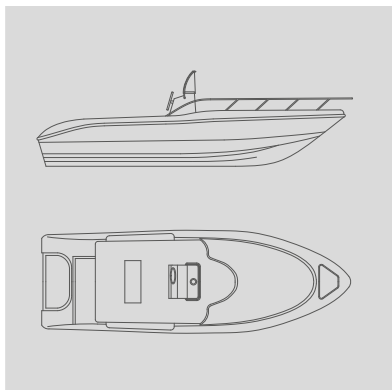
ASTA LUCE 360/360 NAVIGATION LIGHT - C/CONSOLLE E PANCA/CONSOLE AND BENCH COVER
 CUSCINERIA DI PRUA/FORE SUNDECK CUSHIONS - DOCCIA/SHOWER (45 LT) - P/CANNE/ROD HOLDERS - RADIO/RADIO
 RIVESTIMENTO POZZETTO FLEXITEEK/FLEXITEEK COVERING ON COCKPIT - TAVOLO/TABLE
 TELO RICOVERO/BOAT STORAGE COVER - TENDALINO FISSO INOX/FIXED SS BIMINI - TIMONERIA IDRAULICA/HYDRAULIC STEERING



FREEDOM 18

TECHNICAL FEATURES

LENGTH O.A.	5,50 mt
BEAM O.A.	2,22 mt
WEIGHT (approx.)	680 kg
MAX PEOPLE ON BOARD	N° 6
ENGINES	1L
MAX POWER	135 HP
CERTIFICATION CE	C



STD EQUIPMENT

CONSOLE DI GUIDA/STEERING CONSOLE - LUCI DI NAVIGAZIONE R/V/NAVIGATION LIGHTS R/G - MUSONE INOX DI PRUA/SS BOW ROLLER
 PANCA GUIDA CON GAVONE/STEERING BENCH WITH LOCKER - PANNELLO ELETTRICO/ELECTRIC PANEL
 POMPA DI SENTINA AUTOMATICA/AUTOMATIC BILGE PUMP - SCALETTA/LADDER - SERBATOIO BENZINA/FUEL TANK (PLASTICA/PLASTIC CIRCA/APPROX 90 LT)

OPT EQUIPMENT

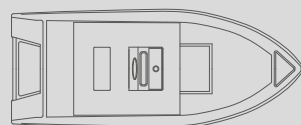
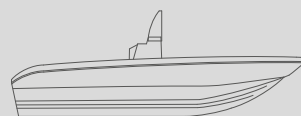
ASTA LUCE 360/360 NAVIGATION LIGHT - C/CONSOLE E PANCA/CONSOLE AND BENCH COVER - CUSCINERIA DI PRUA/FORE SUNDECK CUSHIONS
 DOCCIA/SHOWER (45 LT) - RADIO/RADIO - RIVESTIMENTO POZZETTO FLEXITEEK/FLEXITEEK COVERING ON COCKPIT
 SERBATOIO BENZINA/FUEL TANK (INOX/SS CIRCA/APPROX 160 LT) - TAVOLO/TABLE - TELO RICOVERO/BOAT STORAGE COVER
 TENDALINO ABBATTIBILE ALLUMINIO/ALUMINUM COLLAPSIBLE BIMINI - TENDALINO FISSO INOX/FIXED SS BIMINI



FREEDOM 16

TECHNICAL FEATURES

LENGTH O.A.	4,90 mt
BEAM O.A.	1,98 mt
WEIGHT (approx.)	450 kg
MAX PEOPLE ON BOARD	N° 7
ENGINES	1 L
MAX POWER	100 HP
CERTIFICATION CE	C



STD EQUIPMENT

CONSOLE DI GUIDA/STEERING CONSOLE - LUCI DI NAVIGAZIONE R/V/NAVIGATION LIGHTS R/G - MUSONE INOX DI PRUA/SS BOW ROLLER
 PANCA GUIDA CON GAVONE/STEERING BENCH WITH LOCKER - PANNELLO ELETTRICO/ELECTRIC PANEL
 POMPA DI SENTINA AUTOMATICA/AUTOMATIC BILGE PUMP - SCALETTA/LADDER

OPT EQUIPMENT

ASTA LUCE 360/360 NAVIGATION LIGHT - C/CONSOLE E PANCA/CONSOLE AND BENCH COVER
 CUSCINERIA DI PRUA/FORE SUNDECK CUSHIONS - RADIO/RADIO
 SERBATOIO BENZINA/FUEL TANK (INOX/SS CIRCA/APPROX 90 LT - PLASTICA/PLASTIC CIRCA/APPROX 60 LT) - TAVOLO/TABLE
 TELO RICOVERO/BOAT STORAGE COVER - TENDALINO ABBATTIBILE ALLUMINIO/ALUMINUM COLLAPSIBLE BIMINI

